

Kährs

# DESIGN STORIES

## A DESIGNER'S GUIDE

to choosing a wood floor. Expert advice from interior designer Maria Kingsley.

## FIND YOUR STYLE

A beautiful floor will lift any interior. See how this is achieved in homes ranging from urban industrial to country rustic.

## LIGHT OR DARK?

A wood floor sets the mood for the whole interior. A dark floor adds drama and warmth – and a light floor calmness and space.








OMBRA

## THE NEW BOARDWALK COLLECTION


Kährs proudly introduces a new collection of modern rustic wood floors – the Boardwalk collection. These stunning single-strip oak floors feature a brushed, hand scraped surface, enhanced by a Nature Oil finish that highlights the grain and texture of the wood. The collection consists of four floors, ranging from crispy, white Luce and elegantly pale Pallido, to the sophisticated grey Ombra and warm, brown Tramonto.




PALLIDO




LUCE




PALLIDO



OMBRA



TRAMONTO



### Wood

Wood floors keep your feet cosy and warm on cool days and comfortably cool on warm days, thanks to the natural, cellular structure of wood. Wood was designed by nature to be a great insulator with thousands of air chambers per cubic inch. In fact, wood offers seven times better insulation than ceramic tiles and is much warmer than plastic laminate or thin vinyl floors. Naturally.

### The building material of the future

Many architects and designers claim that wood is the building material of the future. There are many reasons for this. The most important, of course, is that it is more environmentally friendly than most other building materials. Wood can also play an important part in counteracting climate change as a carbon neutral, carbon storage material.

### Sustainable forest supply

Kährs works in close cooperation with forestry officials and NGO's towards a sustainable forest supply today and for future generations. In Sweden – where we purchase most of our raw material – the forests are more than 60% larger in standing volume than 100 years ago, while Europe's forests on average are growing by about 6,000 km<sup>2</sup> per year.

# WELCOME TO KÄHRS WORLD OF WOOD FLOORS

Wood has the power to create warmth and an atmosphere like no other flooring material. It can soften a minimalistic interior and add richness to a classic interior design. A light floor reflects the light and creates a feeling of openness, while a darker floor can make the space feel warm and cosy. A neutral wood floor, on the other hand, can provide a natural, organic style for any interior. And the choice of a rustic or calm floor can also change the whole impression of the interior, as you will see.

Ever since we started our business 160 years ago in Sweden, we have been driven by a passion to turn the natural beauty of wood into beautiful and sustainable floors. The result is a world leading position in wood flooring. Today, you can find Kährs wood floors in homes and in commercial venues – ranging from hotels to opera houses – all over the world.

And although our range of floors is now extensive, covering a wide spectrum of colours, surface treatments and looks, there are a few things common for all. These include focus on design, quality and innovation. Still based in the small town of Nybro, set in the deep forest of southern Sweden, a passion for perfection has been passed on from generation to generation in our company. Over the decades, we have been constantly exploring new ways of perfecting our methods of making the best, most beautiful and sustainable wood floors in the world.

For more inspiration and useful information about wood and wood floors, please visit our web site, [www.kahrs.com](http://www.kahrs.com). You will also find a list of our retailers there. We strongly recommend a visit to one of them – because nothing beats seeing and touching our floors in real life to get a true grasp of their quality and beauty.

Enjoy – and we hope we'll inspire you to create your own Design Story!

- 
- 4 Sand dune magic
  - 12 Sun-drenched retreat
  - 20 Inside the box
  - 28 Industrial glamour
  - 36 Maria Kingsley, interior designer
  - 38 A designer's guide to choosing a wood floor
  - 40 Danish delight
  - 46 Colour report 19
  - 48 House of Contrasts



White floors




Light floors



Grey floors



Natural floors



Brown floors



Dark floors





# SAND DUNE MAGIC

Uninterrupted sea views, brilliant light and a scenic landscape built on sand dunes sets the tone of this Californian seaside home. The strong presence of the elements have inspired the owners when decorating the interior, which is based on a natural palette of soft white and grey tones, combined with rustic wood details. Throughout the house, white floors have been used to add to the sense of space and infinity.













LACE









SHELL



SHELL

## Seamless openness

The airy kitchen/dining area oozes calm, carefree seaside living, with the brilliant white of the walls contrasted with a few rustic elements. The overall impression is that of seamless openness, enhanced by the soft, white wood floor. Layers of white are punctuated with the textures of wood in all its forms from wind-worn and weathered, honed and handcrafted to more finely finished. Woven grass and rattan furnishings animate the blank canvas.

The view from the sitting area is spectacular. The white froth from the sea is reflected in the soft, white wood floor, blurring the borders between inside and out. A mostly neutral palette was used against focal pieces such as the wicker bucket chairs, while cushions and sheepskin throws add subtle contrasts and warmth to the area.

Stack doors allow the house to open up completely to the view and create seamlessness. It also allows for easy entertaining, even on windy days.

### FLOORS CHOSEN FOR THIS HOME:

**Living room:** *Oak Oyster*. This is a rustic, hand scraped and oiled single-strip oak floor, featuring boards with large knots and cracks. Together with the white stain it creates a lively, yet soft impression.

**Dining area:** *Oak Manor*. The powdery white stain on this single-strip oak floor softens its rustic expression and allows the blonde tones of the wood to come through. Each board is meticulously hand-scraped, which enhances the worn appearance of the floor.

**Kitchen:** *Oak Lace*. The stain and soft contrast on this single-strip, white oak floor results in a characterful expression. Each board is carefully brushed to bring out the character of the grain, knots and cracks and highlights the natural texture of the wood.

**Hall + bedroom:** *Oak Shell*. The powder white finish with soft contrast on this 3-strip oak floor allows the warmer nuances to come through, accentuated through careful brushing. The matt lacquer finish eliminates glare while protecting the wood from daily wear.



# WHITE FLOORS

Wood floors in shades of misty, cloudy white create an immediate sense of tranquility to any interior. Our range includes floors featuring different designs, from 1-strip to 3-strip, and with different surface treatments, from oiled to lacquered.


- Matt lacquer   ● Oil   ○ Ultra matt lacquer   ● Highgloss lacquer
- 🔪 Brushed   ~ Handscraped   📌 Colourstained   ~ Bevelled edges
- ~ Micro-bevelled edges   1,2,3 strip flooring   ① ② ③



ASH ALABASTER ● 🔪 📌 ~



BEECH OPAQUE ● 📌 ~



ASH BLIZZARD ● 📌 ~




OAK SKY ○ 🔪 📌 ~




OAK NOUVEAU SNOW ● 🔪 📌 ~




OAK NOUVEAU LACE ● 🔪 📌 ~



OAK RIME ○ 🔪 📌



OAK LIMESTONE ● 🔪 📌



OAK SHELL ● 🔪 📌






OAK DOME ● 🔪 🪵 ~



OAK CHEVRON WHITE ✪ 🔪 🪵 ~



OAK NOUVEAU BLONDE ● 🔪 🪵 ~



OAK ARCTIC ● 🔪 🪵 ~




ASH FLOW ○ 🔪 🪵 ~




OAK PALE ● 🔪 🪵




OAK OYSTER ✪ 🔪 ~ 🪵 ~




OAK MENTON ● 🔪 🪵



ASH SANDVIG ● 🪵




ASH SKAGEN ● 🪵



OAK MANOR ✪ 🔪 ~ 🪵 ~





POWDER

# SUN-DRENCHED RETREAT

Set amid rolling Mallorcan hills, you will find a house that is a perfect example of blissed-out summer living. This sun-drenched retreat filled with natural light has been simply decorated with warm white wood floors, and exposed dark wooden beams in homage to traditional Spanish interiors.

The house, enveloped by a scented garden adorned with a cobalt blue swimming pool, is a sanctuary for its owners who enjoy an indoor-outdoor lifestyle throughout the summer months. The colourful setting is offset by a calm and sparsely furnished interior with white walls and warm white floors to provide a cool contrast to the blazing sun.

The open-plan living space retains many of its original characteristics, featuring exposed beams in the Mediterranean style. The airy rooms painted in white are filled with furniture made from reclaimed materials and pieces of local handcraft, with a few accents in muted colours. The interior exudes a sense of peace and calm, further enhanced by the warm white wood floors.

## FLOORS CHOSEN FOR THIS HOME:

**Corridor and bedroom:** *Oak Powder*. The blached oak boards of this single-strip, stained floor range in colour from creamy white to heather grey. The matt lacquer finish eliminates glare. Each board is carefully brushed to highlight the natural texture of the wood.

**Hallway:** *Oak Rügen*. This single-strip white-stained oak floor

features dramatic knots and cracks, creating a rustic look. The soft and silky surface is brushed and then treated with oil to enhance the natural wood feeling.

**Kitchen and living area:** *Oak Klinta*. The transparent white stain on this single-strip oak floor creates a natural pale impression. Each board is meticulously hand-scraped and brushed to highlight the knots and the balanced rustic appearance of the floor.

























# LIGHT FLOORS

● Matt lacquer   ✪ Oil   ○ Ultramatt lacquer   ◉ Highgloss lacquer  
 ✪ Brushed   ~ Handscraped   📌 Colourstained   ~ Bevelled edges  
 ~ Micro-bevelled edges   1,2,3 strip flooring   ① ② ③


Relaxed, yet refined, light wood floors create a perfect canvas for showing off your furniture and the design features of your home. They also add instant light to any interior. Our light floors come in a wide variety of shades, from floors with a hint of crisp, cool whiteness, to warmer white shades.




OAK NOUVEAU WHITE ● ✪ ~




OAK ESTORIL ✪ ✪ ~




OAK BRIGHTON ● 📌




OAK PALLIDO ✪ ✪ ~




OAK ANZIANO ✪ ✪ 📌



OAK RÜGEN ✪ ✪ 📌



OAK GUSTAF ✪ ✪ ~ 📌 ~




OAK KLINTA ✪ ✪ 📌 ~ ~




OAK PARIS ✪ ✪ 📌 ~ ○ ✪ 📌 ~







OAK TIDE ● 🏠




OAK HORIZON ○ 🏠 ~




OAK POWDER ● 🏠 ~




OAK DEW ✪ 🏠



OAK MIST ○ 🏠



OAK LUCE ✪ 🏠 ~



OAK VISTA ✪ 🏠 ~



OAK COLONY ✪ 🏠 ~



OAK OLOF ✪ 🏠 ~









# INSIDE THE BOX

Jutting out further than the lower levels, the top storey of this Dutch house almost floats above the property, making it appear like a stack of boxes. Glass, concrete and wood maintain a neutral palette that lets nature perform a starring role. Grey wood floors have been used throughout the house to enhance the raw, yet cosy atmosphere.

Situated on a small plot of land, the house packs in a vast open-plan living area and three bedrooms in a layout that lets plenty of light into each room. The open-plan ground floor leads to the bedrooms above, accessed by the raw concrete staircase. The wooden flooring, kitchen cabinetry and big glass windows introduce additional materials to the home, throughout the interior.

The minimal colour palette used in the interior reflects the home's reverence for nature and its elements. The fireplace is cast with the same concrete as the staircase, adding a visual texture that contrasts with the grey oak flooring and walnut cabinetry.

















#### FLOORS CHOSEN FOR THIS HOME:

**Living area:** *Oak Coast*. This single-strip, stained oak floor features warm, earth tones pooled with stone grey hues. Each board is carefully brushed to enhance the natural character of the grain, while the ultra-matt lacquer finish effectively absorbs the light from the big windows.

**Kitchen:** *Oak Rock*. The stoney hued and carefully brushed oak boards of this single-strip, stained floor range in colour from earl

grey to lowlights of creamy white. The matt lacquer finish eliminates glare while protecting the wood from daily wear.

**Bedroom:** *Oak Twilight*. This is a 3-strip, stained oak floor featuring warm, earth tones pooled with stone grey hues. Each board is carefully brushed to enhance the natural character of the grain, while the ultra-matt lacquer finish creates the impression of newly sawn timber.




# GREY FLOORS

One of the latest trends in wood flooring is grey – from shades of driftwood to charcoal. Grey coloured oak floors are made to look like they have aged over the years, creating a unique and warm patina. Our range includes many different designs and surface treatments.


- Matt lacquer   ✪ Oil   ○ Ultramatt lacquer   🪵 Brushed
- ⤿ Handscraped   🪵 Colourstained   ☄ Smoked   🪵 Sawmarks
- ⤿ Bevelled edges   ⤿ Micro-bevelled edges   1,2,3 strip flooring   ① ② ③




OAK CHEVRON GREY ✪ 🪵 ⤿




OAK ASPELAND ✪ 🪵 ⤿ 🪵 🪵 ⤿




OAK MOON ✪ 🪵 ⤿ ⤿ ⤿



OAK LINEN ✪ 🪵 ⤿ 🪵 ☄ ⤿




OAK SORRENTO ● 🪵



OAK COAST ○ 🪵 ⤿



OAK SHORE ○ 🪵 ⤿ ⤿



OAK NOUVEAU GRAY ● 🪵 ⤿ ⤿




OAK KINDA ✪ 🪵 ⤿ 🪵 🪵 ⤿




OAK TWILIGHT ○ 🪵 ⤿



OAK ECLIPSE ○ 🪵 ⤿



OAK ALLOY ● 🪵 ⤿




OAK VINGA ✪ 🪵 ⤿ 🪵 🪵 ⤿




ASH STREAM ○ 🪵 ⤿ ⤿



OAK ROCK ● 🪵 ⤿ ⤿



OAK ROCCIA ✪ 🪵 ⤿ 🪵 ⤿



OAK RITORNO ✪ 🪵 ⤿






OAK KILESAND ✱ ⚡ ~ 🏠 📐 ~




OAK CHALET ✱ ⚡ ~ 🏠 📐 ~



OAK MÖRE ✱ ⚡ ~ 🏠 ~




OAK FOSSIL ✱ ⚡ ~ 🏠 📐 ~




OAK DUSSATO ✱ ⚡ ~ 🏠 📐 ~



OAK INDOSSATI ✱ ⚡ ~ 🏠 📐 ~




OAK PORTOFINO ● 🏠




OAK BERLIN ✱ ⚡ ~ 🏠 📐 ~



OAK ESPACE ✱ ~ 🏠 📐 ~




OAK CITADELLE ✱ ~ 🏠 ~



OAK TRENCH ✱ ⚡ ~ 🏠 ~




OAK STONE ✱ ⚡ ~ 🏠 📐 ~




OAK STURE ✱ ⚡ ~ 🏠 📐 ~




OAK CONCRETE ✱ ⚡ ~ 🏠 ~




OAK PRAGUE ○ ⚡ ~ 🏠 ~




OAK FOSCHIA ✱ ⚡ ~ 🏠




OAK NOUVEAU GREIGE ● ⚡ ~ 🏠 📐 ~




OAK YDRE ✱ ⚡ ~ 🏠 📐 ~




OAK OMBRA ✱ ⚡ ~ 🏠 ~



OAK HANDBÖRD ✱ ⚡ ~ 🏠 📐 ~



HARD MAPLE BRUMA ✱ ⚡ ~ 🏠 ~



HARD MAPLE NEBBIA ✱ ⚡ ~ 🏠 ~



OAK MAISON ✱ ⚡ ~ 🏠 📐 ~



# INDUSTRIAL GLAMOUR

This industrial-style Berlin home is a showcase of smart design combined with urban aesthetics. The space was naturally quite dark to begin with, so rather than try to change this, the owners emphasized it with a colour palette to match. Meanwhile, natural oak floors soften the mood and bring warmth to the restrained, yet glamorous interior.



VEDBO























TOWER



STARNBERG

## Wood adds warmth

This multilevel apartment offers a continual extended living space spread over four floors, each space connected to the next by industrial-style metal staircases. The home was designed as an open-plan living space with floor-to-ceiling windows added to let natural light in. Throughout the home, natural oak floors have been

used to contrast the dark walls, design pieces and quirky objects.

Multiple shades of grey in the bedroom-level lounge area create an equally moody but slightly softer feel than the black downstairs. The varying textures of wood, leather, concrete, carpet and linen keep the effect interesting.

### FLOORS CHOSEN FOR THIS HOME:

**Dining area:** *Oak Vedbo*. This single-strip oak floor has a naturally relaxed, warm personality with a rich array of tones, enhanced by the hand scraped linseed oil finish. The planks are chosen specifically for their high number of knots and big grain features to create an exciting floor.

**Living area:** *Oak Johan*. The natural oil stain on this single-strip oak floor enriches its golden-brown finish, and accentuates the knots and cracks of the timber for a truly rustic expression. Each board is carefully brushed and hand-scraped to bring out the character of the grain and highlight the texture of the wood.

**Bedroom:** *Oak Village*. The blonde colour palette found in this single-strip oak floor is punctuated with large knots and

cracks for a rustic look and vintage expression. Each board is carefully brushed to bring out the character of the grain and highlight the natural texture of the wood. The surface is treated with natural oil.













**Upstairs hallway:** *Oak Tower*. This warm single-strip oak floor features a muted colour palette and long planks, which add depth to its clean expression. Each board is carefully brushed to bring out the character of the grain and highlight the natural texture of the wood.


**Bar:** *Oak Starnberg*. The rustic character of this naturally toned single-strip oak floor creates a soft backdrop to a quirky interior. It features filled and partly filled cracks and knots, resulting in a lively, yet elegant floor. The surface is treated with natural oil to enhance the soft feeling.





# NATURAL FLOORS



A true classic, a natural wood floor will add a sense of warmth and natural beauty to your home. Depending on the design, they can be lively or calm, rustic or elegant. Our wide selection includes different board sizes, surface treatments and shades from light and airy to rich and golden.

 Satin lacquer 
  Matt lacquer 
  Oil 
  Ultra matt lacquer 
  Brushed 
  Saw marks  
 Handscraped 
  Bevelled edges 
  Micro-bevelled edges 
 1, 2, 3 strip flooring 
  ① 
  ② 
  ③



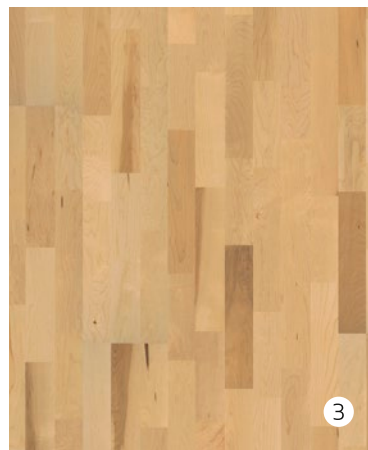
OAK STARNBERG  




BEECH VIBORG  




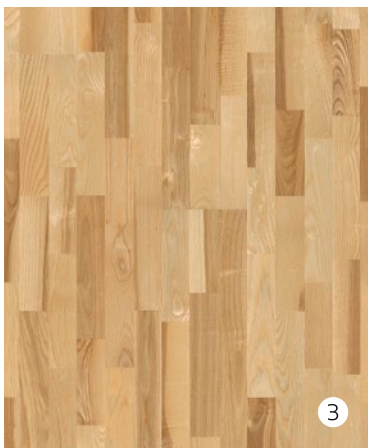
BEECH HELLERUP 



HARD MAPLE MANITOBA 



OAK ROCHFORD  




ASH KALMAR  




HARD MAPLE TORONTO 




HARD MAPLE SPRING 



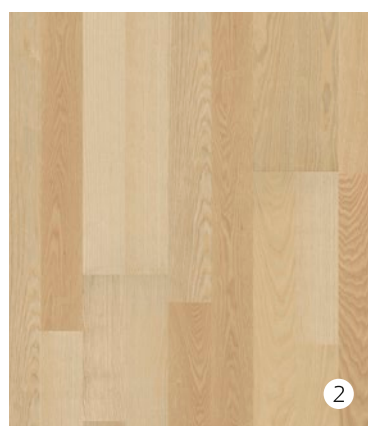
OAK HAMPSHIRE 



HARD MAPLE SUMMER 



EUROPEAN MAPLE SALZBURG 





ASH GOTHENBURG 



OAK TOWER     







OAK SUN ○ ↗ ~

OAK DUBLIN ☼ ↗ ~ | ○ ↗ ~

OAK BURGUNDY ☼ ↗ ~

OAK CORNWALL ● ↗ ~






OAK DAWN ○ ↗

OAK VERONA ● | ○ ↗

OAK VEDBO ☼ ↗ ~

OAK FINNVEDEN ☼ ↗ ~ □ ~

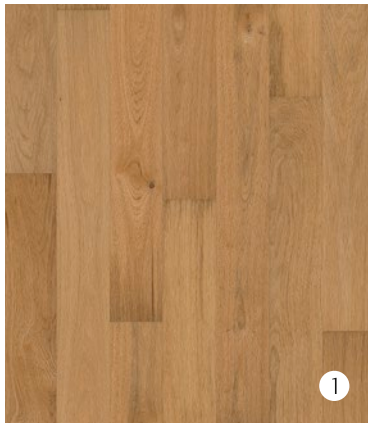


OAK JOHAN ☼ ↗ ~ ~

OAK VILLAGE ☼ ↗ ~

OAK CAMINO ☼ ↗ ~ ~

OAK CASTELLO ROVERE ☼ ↗ ~



OAK BREEZE ☼ | ●

OAK REEF ● ↗ ~

OAK SIENA ☼ | ● | ☼

OAK VIENNA ☼





Maria Kingsley, interior designer:

## “AN INTERIOR SHOULDN'T BE TOO PERFECT”

“Our homes are our most intimate spaces. They are where we unwind, entertain and connect with the people closest to us. That’s why it’s so important that a home reflects the people who live there”, says Swedish interior designer Maria Kingsley. “My mission is to help people realise their visions for their homes – and to make the theme even more personal through adding elements that they want, but hadn’t thought of themselves. One of the most important elements is the floor, as you can create a totally different feeling depending on what floor you choose. But regardless of style, wood is my favourite as it adds a sense of quality and style that will last over time.”

Vibrating with creativity, Maria Kingsley has become a well-known face to Swedish TV-viewers after featuring on popular home decorating TV show “Bygglov” (“Building Permit”). After a decade of helping clients to realise their interior visions, she has developed some clear philosophies when it comes to decorating:

“My personal view is that an interior shouldn’t be too perfect. If you add objects creating a contrast, like something old and worn against new and shiny, or a hard surface against a soft one, it makes the interior much more interesting.”

“But most important of all is that an interior should say something about the people who live there – their history, interests and hobbies. That’s what makes it home”, she says.

This means that when starting a new project, at the top of Maria’s agenda is to get to know the people she is working for.

“They will express their visions and dreams, and then it’s up to me to interpret these. However, I always want to push my clients a little outside their comfort zone and come up with ideas that they wouldn’t think of themselves - but which I think will add a further dimension to the interior. I also think it’s important that the interior of the house matches the exterior.”



### Likes to work with wood

Many of the interiors that Maria has designed since she set up her business some ten years ago, feature wood floors from Kährs.

"I like to work with natural materials, like wood. A wood floor stays beautiful for a long time and gets a nice patina over the years. It adds warmth and softens the impression of all types of interiors", she says.


"I also like the contrast you can achieve through using a soft wood floor against a concrete wall, for example".



She says that she always tries to use colours that she knows appeals to her clients, although her own favourite palette leans towards neutrals, like soft grey and soft beige.

Maria goes by three criteria when helping her clients to choose items – to buy or to keep – for their homes.

"I think that it either should mean something, a memorabilia, or that it's extremely attractive – and then it doesn't necessarily have to be useful. The third criterion is that it is, in fact, useful. If the object doesn't match any of these criteria, I think you should get rid of it. Part of my job is to encourage my clients to clean out."



"I like to work with natural materials, like wood. A wood floor stays beautiful for a long time and gets a nice patina over the years. It adds warmth and softens the impression of all types of interiors."

### Endless creativity

Maria's creative spirit has been nurtured since childhood. Growing up, Maria spent time every day after school at her grandfather's, a passionate artist and builder of old windmill models.

"He encouraged me to paint and to create things with my hands. There were never any boundaries set on my creativity. I grew up believing that I could do anything. And I was always decorating – and redecorating – my own room at home. So I knew from an early age what I wanted to do", she explains.




After finishing three years of studies at a Danish school of design, Maria went on to study interior design for another two years in Australia. Since returning to Sweden, she has been working as a freelance interior designer.

"I feel really privileged to have been able to take part in many different types of exciting house projects, ranging from private homes to decorating show houses and flats for real estate developers. My dream project now is to decorate the waiting room at an emergency ward for children. With small children of my own, I have spent a lot of time in these wards, and know how somber they can be."



# A DESIGNER'S GUIDE TO CHOOSING A WOOD FLOOR

Listening to your heart is the best advice when it comes to choosing a wood floor. But there are certain important things you should also consider before you decide. Below, interior designer Maria Kingsley explains a few of the most important aspects of choosing the right wood floor for the right context. But the best thing is always to visit one of our retailers – as nothing compares to seeing the floors in real life and touching the surface to get a real grasp of what characterises each specific floor.



## OILED OR LACQUERED?

"Many people ask whether they should choose a lacquered or an oiled wood floor. This is natural, as the surface treatment plays an important part for the overall impression of the floor. Generally speaking, a lacquered surface reflects more light than an oiled one. An exception to this rule is floors treated with Kährs new ultra matt lacquer, which gives the impression that the floor has been made out of untreated, newly sawn timber, while it still has a strong protection against daily wear and tear."

"Regardless of surface treatment, and a strong reason why I often choose Kährs floors for interiors I design, is that they will keep their beauty for many years to come. But you have to maintain them correctly. An oiled floor demands more maintenance than a lacquered floor – but is, on the other hand, easier to repair."



## LIGHT, DARK OR NEUTRAL?

"People tend to know before they start looking for a wood floor whether they want a light, dark or neutral floor. But there are certain things you should consider as the colour of the floor has a strong impact on the overall impression of the room. It's also a good thing to have a long-term perspective before you decide, as wood floors last for a long time."

"A general rule is that dark floor "swallows" a lot of light, while it also creates a warm and cosy atmosphere. A light wood floor, on the other hand, reflects the light and adds space to a room, while a neutral floor will create a classical and naturally beautiful backdrop for other design elements in the interior."





## CLEAN OR RUSTIC?

“The impression of a floor is made up by what your eyes see and your feet feel. The choice of wood raw material for the floor, and how this is treated, is decisive for the final look and feel of the floor. Knots, cracks and colour variations in the wood give the floor a rustic look, while clean planks with few knots will give it a calm and elegant expression.”


“These natural variations of the wood can be further enhanced through many types of treatments, including brushing and hand scraping, which accentuate the graining of the wood and give the floor structure. Saw marks and bevelled edges on the planks enhance this further.”



## HOW MANY STRIPS – AND IN WHICH DIRECTION?

“The number of strips on each plank affects the overall impression of the room. A good way to create harmony in a home is to choose wood floors that match, but are optimal for each room. For example, you can choose a single-strip floor for the living room and its 3-strip counterpart for the bedroom. If you go for matching skirtings and moulding, the impression will be further enhanced.”

“It is also important to consider which direction the planks are installed. The general rule is to install a floor lengthwise towards the light. But to widen a narrow space you could consider installing it side-to-side.”



**Go to [www.kahrs.com](http://www.kahrs.com)**

for further wood facts that will help you to choose the perfect wood floor for you.





# DANISH DELIGHT

Set in the lush Danish countryside, this house is a modern twist on local traditional farmhouses. It is also a perfect showcase of balancing rustic style with modern liveability and comfort. Floors, ceiling and beams in warm brown wood combined with soft textiles in muted colours and a few shiny objects enhance the style. Ready to cosy up?

Farmhouse meets industrial style in this chic open space country house, where the owners looked to the surrounding landscape for inspiration when designing their dream home. Reclaimed wood has been used for the ceiling and beams, perfectly matched by warm, brown wood floors to create a rustic backdrop. Meanwhile, the muted greys and blues chosen for furniture and textiles add a touch of sophistication.

The house balances perfectly between the rustic and the modern, offering a striking, yet tranquil contrast between old and new, design and antique objects. Lovely views of the rural surroundings through big mullion windows increase the sense of serenity.









HUSK



MAGGIORE



INDIETRO

#### FLOORS CHOSEN FOR THIS HOME:

**Hall, living room and kitchen:** *Oak Maggiore*. This single-strip stained oak floor features extra long and wide boards with pronounced lines and cracks, combined with knots, unique markings, and swirls. The boards are brushed, hand-scraped, oiled, and have a smoked finish. Medium brown tones appear alongside coffee hues and honey highlights. The result is a stunning and extremely rustic floor.

**Corridor:** *Oak Husk*. Tawny shades are interspersed with pronounced, charred-brown knots in this single-strip oak floor. Each board is carefully brushed to bring out the character of the grain and highlight the natural texture of the wood. Hand-scraping enhances the worn appearance of the floor.

**Bedrooms:** *Oak Indietro*. This smoked and brushed 3-strip floor features an intentional colour variation in the boards, ranging from bleached blonde to rich carob hues to create a reclaimed and weathered look. Together with the knots and cracks this results in a beautifully aged expression.









# BROWN FLOORS

Nothing can create instant warmth quite like a brown wood floor. The rich, earthy tones of amber and coffee create a perfect backdrop for both traditional and contemporary interiors, providing an authentic aged look. Our brown floors come in a range of rich shades, various designs and surface treatments.


☀️ Satin lacquer ● Matt lacquer ✪ Oil ○ Ultramatt lacquer 🪄 Brushed ~ Handscraped 🏠 Colourstained  
 {{{ Smoked 🪚 Saw marks ~ Bevelled edges ~ Micro-bevelled edges 1,2,3 strip flooring ① ② ③



BEECH AUTUMN ☀️




OAK PARK ● 🪄 ~




OAK CASA ✪ ~ ~




OAK CHEVRON LIGHT BROWN ✪ 🪄 🏠 {{{ ~




CHERRY WINTER ☀️



CHERRY SAVANNAH ☀️




OAK CHATEAU ✪ 🪄 ~



OAK DECORUM ✪ 🪄 ~ ~




OAK MAGGIORE ✪ 🪄 ~ ~




OAK STRAW ✪ 🪄 ~ ~




OAK CRATER ✪ 🪄 ~ {{{ ~




OAK BODA ✪ 🪄 ~ 🪚 ~



OAK HUSK ✪ 🪄 ~ ~



OAK TAN ✪ 🪄 ~ {{{ ~




OAK SAFARI ✪ {{{ 🪚 ~







OAK FREDRIK ✪ ⚡ ~ ~ ~ ~ ~



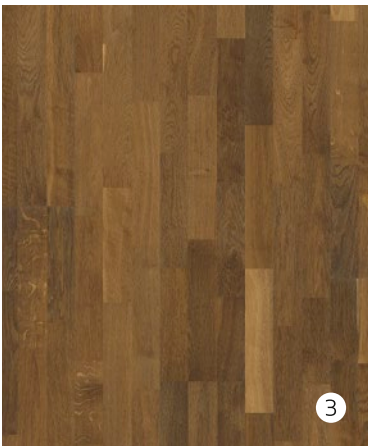
OAK NOUVEAU RICH ● ⚡ ⚡ ~ ~




OAK SEVEDE ✪ ⚡ ~ ~ ~ ~ ~



OAK TERRA ○ ⚡ ~ ~ ~ ~ ~



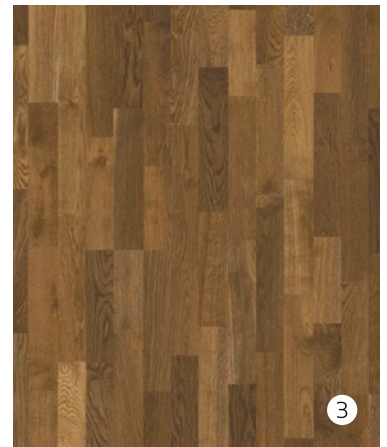
OAK SMOKE ✪ ⚡ ~ ~ ~ | ● ~ ~ ~




OAK ALE ● ⚡ ⚡




OAK BACKA ✪ ⚡ ~ ~ ~ ~ ~




OAK DUSK ○ ⚡ ⚡ ~ ~ ~




OAK INDIETRO ✪ ⚡ ~ ~ ~




WALNUT GARDEN ✪ ~ ~




OAK SUOLOM ✪ ⚡ ~ ~ ~ ~ ~




OAK TRAMONTO ✪ ⚡ ~ ~ ~ ~ ~




OAK WILDS ✪ ⚡ ⚡ ~ ~ ~ ~ ~




OAK BRONZO ✪ ⚡ ~ ~ ~ ~ ~




OAK OUTPOST ✪ ⚡ ⚡ ~ ~ ~ ~ ~




JARRAH SYDNEY ✪



WALNUT HARTFORD ✪



WALNUT GEORGIA ✪ ⚡



WALNUT BLOOM ✪






# COLOUR REPORT 19

Softer, brighter and toned down. These are some of the key concepts defining the colour trends forecasted for 2019. Pastels are predicted to become the "new neutrals". Combined with shining metals like gold and brass - and tactile materials like velvet and wood - they create a clear Seventies vibe. Other strong trends include a palette inspired by nature, and another by the deep, musty tones of soft, wet earth. Mix and match for a truly personal style, the trendiest of all.

## PASTELS



The coming seasons are predicted to see a revival of sherbet and candy colours like powder pink, cool mint, lemon chiffon and lavender. The time has come for pale, yet interesting nuances to reign. Pastels are even forecasted to replace white and beige as the New Neutrals, creating a warm, cosy atmosphere.









# NATURALIST

From pine green and mushroom beige to a rosy red, these colours evoke the sense of walking through nature and stumbling on a bed of rare orchids. With roots in the forest, this palette's colourful theme draws inspiration from the wonders of nature, translated into a harmonious and sophisticated, yet lively palette.



# EARTHY MIX

Like a bookcase of well-read classics, these colours bring a sense of nostalgia and comfort. Sun-washed and warm, the shades of this palette range from subtle earthy tones to burnt orange, deep burgundy red and a pop of stormy blue. They evoke images of soft earth, worn leather and woven wool blankets.







# HOUSE OF CONTRASTS

This architecturally bold and decisive South African home has another side to it – subtle and filled with clever contrasts between the materials. Hard concrete, glass and steel meet the softness of dark wood, while opulence, extravagance and patterned wood floors meet minimalism and simplicity. The result is stunning.





















As you enter the house you step into a powerful and arresting open space: a triple volume, seven-meter-high living area, framed on either side by walnut-clad floating staircases with frameless glass balustrades. Meanwhile, wooden ceilings, walls and dark French and chevron pattern wood floors add warmth and a softness that comes into focus the longer you look.

The whole house is an essay in contrasts, a layering of raw and refined to create an exhilarating tension between the two. Basically, the concept of this house is that it's one room with dark wood defining the space and giving it warmth.

#### FLOORS CHOSEN FOR THIS HOME:

**Lounge area:** *Oak Castello Fumo*. This warm, smoked oak floor is laid in a classic and timeless French pattern. Bevelling ensures a classical patterned look and feel. Each board is carefully brushed to bring out the character of the grain and highlight the natural texture of the wood.

**Living room:** *Oak Chevron Dark Brown*. The richly smoked finish on this chevron pattern oak floor enhances its deeply burnished hue, and brings a modern expression to its traditional look. Each board is carefully brushed to bring out the natural character of the grain, while partial handcrafting gives each board its unique appearance.

**Home office:** *Oak Scurro*. The dark brown hues in this smoked, single-strip oak floor highlight its rustic expression. Knots and cracks pepper the boards, resulting in a beautifully aged effect reminiscent of reclaimed timber, while hand-scraping enhances the worn appearance of the floor.

**Kitchen and upstairs lounge:** *Oak Lava*. This is a 3-strip oak floor with a brushed, black pigmented, matt lacquer finish. All naturally occurring wood colour variations are allowed, from light to dark brown. Together with large, black knots and cracks, enhanced through brushing, a dramatic and rustic impression is created.




# DARK FLOORS

Dark wood floors create a solid ground. They bring a sense of sophistication and richness to the interior. They never seem to go out of fashion, they are always trendy and in style. The contrast between dark wood floors and bright, light walls for many people epitomize a sophisticated and upmarket style. Our dark floors come in many designs and surface treatments.

☀️ Satinlacquer ● Mattlacquer 🌿 Oil 🌀 Highglosslacquer 🪓 Brushed ~ Handscraped 🏗️ Colourstained  
 ☹️ Smoked 🪵 Sawmarks ~ Bevelled edges ~ Micro-bevelled edges 1,2,3 strip flooring ① ② ③




OAK CHEVRON DARK BROWN 🌿 🪓 🏗️ ☹️ ~




WALNUT GROOVE 🌿 🪓 ~ ~




WALNUT STATUE ● ~ | 🌿 ~



WALNUT RAIN 🌿




WALNUT MONTREAL ☀️



OAK HARBOR ● ☹️ ~




OAK CASTELLO FUMO 🌿 🪓 ☹️ ~




OAK EARTH 🌿 🪓 ~ ☹️ ~




WALNUT PHILADELPHIA ☀️




OAK UNICO 🌿 🪓 ~ ☹️ ~



OAK SPARUTO 🌿 🪓 ~ ☹️ ~




OAK DOMO 🌿 🪓 ~ 🏗️ ☹️ ~



OAK CASTILLO 🌿 🪓 ☹️ ~







OAK TVETA




OAK NOUVEAU TAWNY




OAK GATE



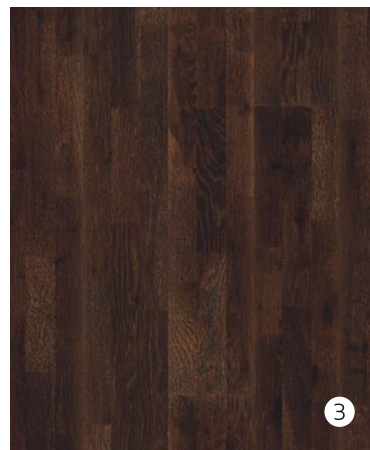
MAPLE CAROB




OAK ATTEBO



OAK BROWNIE




OAK LAVA



ASH BLACK COPPER




WALNUT ORCHARD



OAK SOIL



OAK SCURRO



OAK ULF




OAK NOUVEAU BLACK



OAK NOUVEAU CHARCOAL



OAK CASTLE



ASH BLACK SILVER

Our product lines are subject to ongoing change. Also, colour reproduction within the magazine cannot be guaranteed, due to limitations in print technology. We, therefore, recommend that you visit your local Kährs retailer to ascertain a better representation of grain patterns and shades.





[www.kahrs.com](http://www.kahrs.com)

**Kährs UK Ltd**

Unit C5 Cairo Place  
 Endeavour Business Park  
 7 Penner Road, Havant  
 Hampshire PO9 1QN  
 Tel: +44 (0)2392 453 045  
 Fax: +44 (0)2392 453 050  
 Email: [sales@kahrs.com](mailto:sales@kahrs.com)  
 Web: [www.kahrs.com](http://www.kahrs.com)

**Sales Headquarter Central Europe:**

Kährs Parkett Deutschland GmbH & Co. KG  
 Rosentalstraße 8/1  
 72070 Tübingen  
 Germany  
 Tel. +49(0)7071-9193 260  
 Fax. +49(0)7071-9193 100  
[www.kahrs.com](http://www.kahrs.com)

**AB Gustaf Kähr**

Ångbåtsbron 1  
 211 20 Malmö  
 Sweden  
 Tel: +46 (0)481-46000  
 Email: [export@kahrs.com](mailto:export@kahrs.com)  
 Web: [www.kahrs.com](http://www.kahrs.com)

**Kährs France S.A.R.L.**

[www.kahrs.com](http://www.kahrs.com)  
 France

**Kährs Parkett**

[www.kahrs.com](http://www.kahrs.com)  
[info.de@kahrs.com](mailto:info.de@kahrs.com)  
 Germany

**Jular**

[www.jular.pt](http://www.jular.pt)  
[ajfigueiredo@jular.pt](mailto:ajfigueiredo@jular.pt)  
 Portugal

**Kahrs USA**

[www.kahrs.com](http://www.kahrs.com)  
[info@kahrs.com](mailto:info@kahrs.com)  
 USA

**Histep Healthy Home Ltd.**

[www.degao.cn](http://www.degao.cn)  
 China

**Ekkia Floors, s.l.**

[www.ekkiafloors.es](http://www.ekkiafloors.es)  
[comercial@ekkiafloors.es](mailto:comercial@ekkiafloors.es)  
 Spain

**D&P Solutions d.o.o.**

[www.sol4place.com](http://www.sol4place.com)  
[primoz@s4-p.com](mailto:primoz@s4-p.com)  
 Slovenia

**Roussetos S.A.**

[www.roussetos.gr](http://www.roussetos.gr)  
[roussetos@otonet.gr](mailto:roussetos@otonet.gr)  
 Greece

**Nordic Homeworx**

[info@nordichomeworx.com](mailto:info@nordichomeworx.com)  
[www.nordichomeworx.com](http://www.nordichomeworx.com)  
 Dubai

**The Wooden Floor Company**

[www.woodenfloors.co.nz](http://www.woodenfloors.co.nz)  
[info@woodenfloors.co.nz](mailto:info@woodenfloors.co.nz)  
 New Zealand